

# GETTING STARTED



## THE FRIDAY NIGHT TEAMS





## THE SATURDAY TEAM



# FROM THE BEGINNING WHERE TO FIND THE INFO

## General Information

- **SASC Sailing Programme**

General Sailing Instructions (GSI) for SASC Events

Particular Race Information;

- Saturday Pointscore Races, Sunday Pointscore Races, Opening Regatta, Winter Series, Friday Twilights etc;
- Race Sailing Instructions including;
  - Starting Times (note: Friday Twilight times may be altered early and late in the season);
  - Time Limit;
  - Location of Starting and Finishing lines;
  - Division Code Flags; and
  - Courses to be sailed



Code Flags, inside front cover;

Rounding Marks, inside back cover; and

SASC Sailing Programme, The 'centerfold'

- **Racing Rules of Sailing (RRS) – Blue Book**

- Part 3 – Conduct of a Race
- Australian Sailing Addenda – Race Signals



# LOCATIONING THE START BOAT

## REPORTING IN & PRE-START MANNERS

- Where the hell are they - Starting
  - As stated in the Sailing Instructions (SI) for the race;
    - Generally depends upon wind direction and positioned for an upwind start;
    - Friday Twilights, always the same in Athol Bight regardless of wind direction; and
    - Some races have a particular location, e.g. Bob Brown Race
- Reporting In
  - Sail past or close to the start boat and wave or hail your intention to race;
  - Receive acknowledgement (which may come in various forms); and
  - Some races require reporting in via radio, e.g. Bob Brown Race, this will be stated in the SI; and
  - Note that some offshore races have other reporting requirements prior to finishing.
- Note Your Division and Starting Time
  - For all races this will be on the website, communicated in the list of entrants emailed prior to race and posted on the Club Notice Board adjacent to the door to the men's change room;
  - Particularly your division for Friday Twilight races; and
  - For handicap start races where start times vary from week to week.
- Keep Clear of Boats Under Starters Orders
  - Read Clause 25 of GSI
  - Boats not starting must keep clear of start line & boats starting; and
  - After warning signal of first division to start, boats must not cross the start line before their own signal!

# FLAGS & SIGNALS

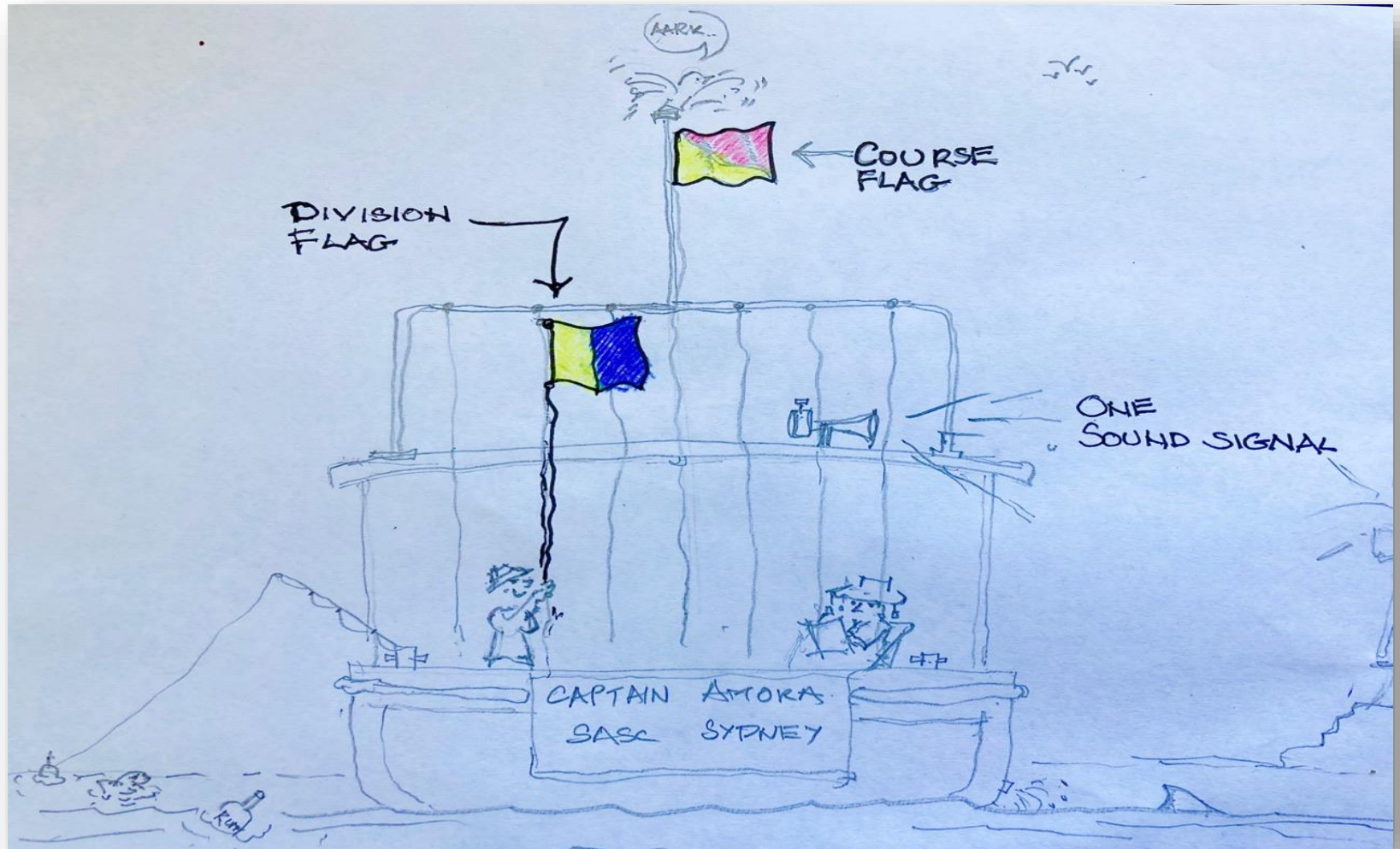
- Flags and Signal Horn are the main method of communication
  - NOTE: SASC does not use the radio for counting down to a start or advising the sail numbers of boats that are over the line!
- Flags
  - Course Flag - Centre flag on gantry  
No sound Signal





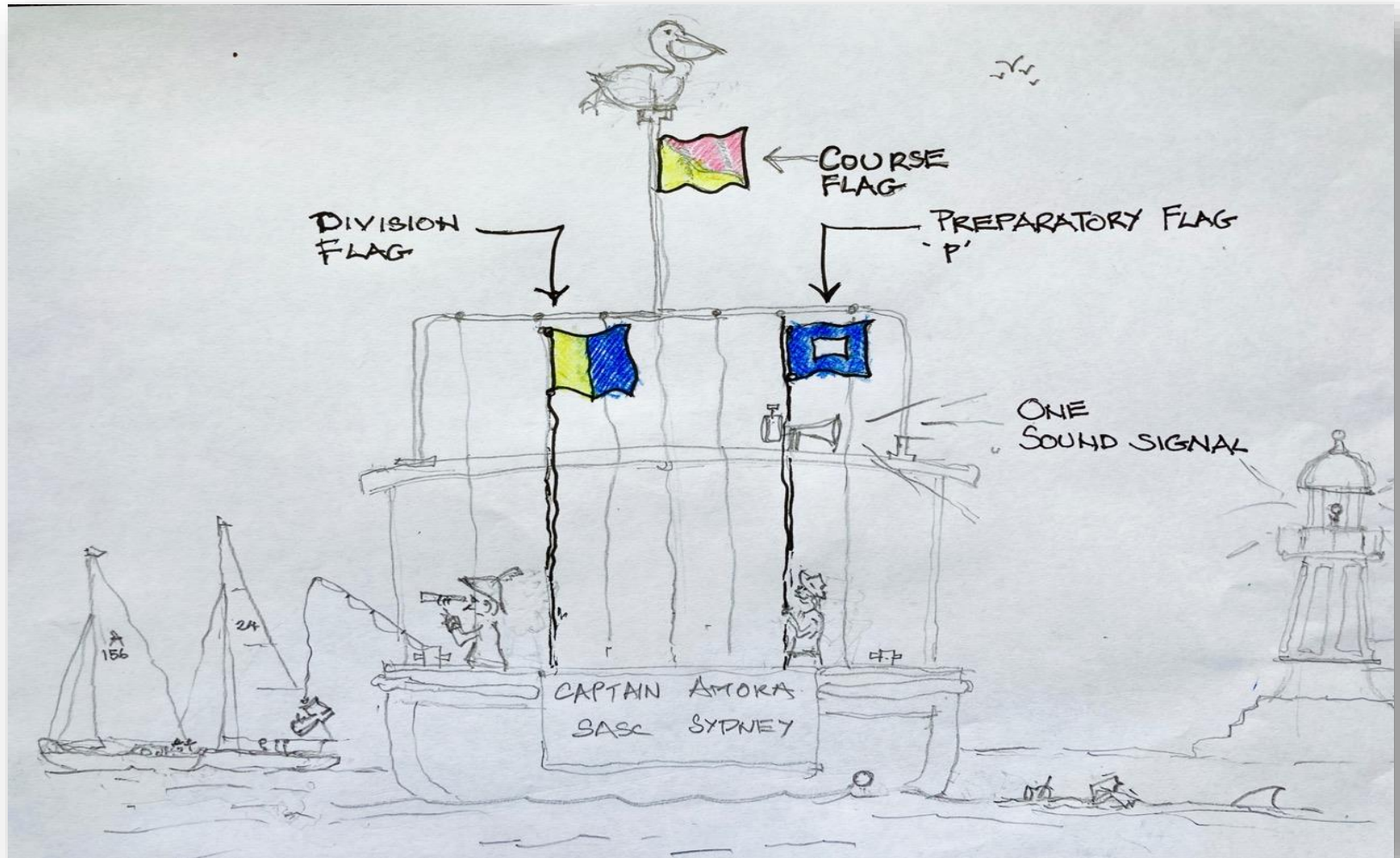
# FLAGS & SIGNALS

- Warning Signal – 5 minutes prior to start
  - One sound Signal
  - Division Flag raised



# FLAGS & SIGNALS

- Preparatory Signal – 4 minutes prior to start
  - One sound Signal
  - Preparatory Flag raised Generally Code Flag 'P'






# FLAGS & SIGNALS


- Preparatory Signal – Alternatives

Usually used in large fleet races or special events when it is difficult for the starters to keep tabs on boats, or where boats are misbehaving and general recalls required.

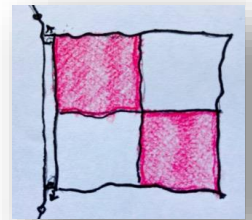
- 'I' Flag – Rule 30.1 is in effect, boats over line in last minute have to go back to pre start side via an extension of the line;




- 'Z' Flag – Rule 30.2 is in effect, boats over line in last minute subject to 20% scoring penalty;



- 'U' Flag - Rule 30.3 is in effect, boats over line in last minute are Disqualified with conditions




- 'Black Flag' - Rule 30.4 is in effect, boats over line in last minute are Disqualified



# FLAGS & SIGNALS

- One Minute Signal – 1 minutes prior to start
  - One sound Signal - LONG
  - Preparatory Flag 'P' Lowered




# FLAGS & SIGNALS

- Staring Signal

This may also be the Preparatory Signal for the next Division



- One sound Signal
- Division Flag Lowered
- Next Division Flag raised







# FLAGS & SIGNALS

- Individual Recall  
Promptly after starting signal
  - One sound Signal
  - Flag 'X' Raised



# FLAGS & SIGNALS

- General Recall
  - Promptly after starting signal
    - Two sound Signals
    - First Substitute Flag Raised
    - Division Flag Lowered (if applicable)



# FLAGS & SIGNALS

- After a General Recall

“The warning signal for a new start for the recalled class shall be made one minute after the First Substitute is removed (one sound), and the starts for any succeeding classes shall follow the new start.”


  - One Sound Signals
  - First Substitute Flag Lowered
- One Minute Later
  - One Sound Signal
  - Warning signal - Division Flag Raised



# FLAGS & SIGNALS

## Handicap Starts


- One Minute Signal – 1 minutes prior to start
  - One sound Signal - LONG
  - Preparatory Flag 'P' Lowered
  - Numeral '0' Displayed on Board



# FLAGS & SIGNALS

## Handicap Starts


- Start Signal
  - One Sound Signal
  - Division Flag lowered
  - Numeral '1' Displayed on Board



# FLAGS & SIGNALS

## Other Signals

- 'Y' Flag – Wear Lifejackets
  - One sound Signal
  - 'Y' Flag Raised (can be before or with the warning signal); and
  - Applies to:- “yachts with open non-self-draining cockpits and which are not fitted with sufficient in-built buoyancy to stay afloat whilst flooded”, see Sailing Instructions.


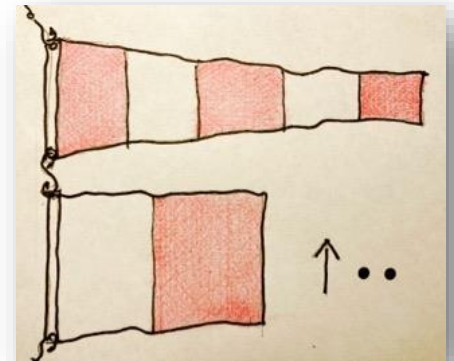
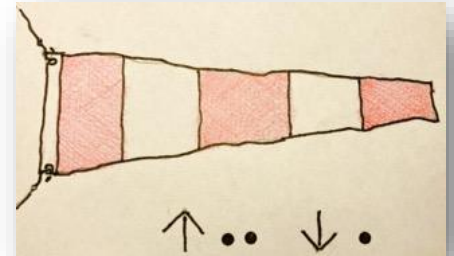




# FLAGS & SIGNALS

## Postponements




- Answering Pennant – ‘AP’ Flag
  - Races not started are postponed;
  - Two sound signals when raised; and
  - One sound signal when lowered, warning signal will follow one minute later.
- ‘AP’ over ‘H’ Flags
  - Races not started are postponed; and
  - Further signals will be made ashore.
- ‘AP’ over ‘A’ Flags
  - Races not started are postponed; and
  - No more racing today.



# FLAGS & SIGNALS

## Abandonment

- Situations requiring race to be abandoned
- Flag 'N'
  - All races that have started are *abandoned*
  - Three sound signals when raised;
  - Return to the starting area; and
  - The warning signal will be made 1 minute after removal unless at that time the race is *abandoned* again or *postponed*.
- 'N' over 'H'
  - All races are *abandoned*; and
  - Further signals will be made ashore.
- 'N' over 'A'
  - All races are *abandoned*; and
  - No more racing today.



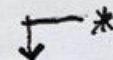
# FLAGS & SIGNALS

## Shortening Course –'S' Flag

- At the start of the race
  - Displayed under the Course flag;
  - No sound signal as raised with the Course flag;
  - SI indicate the shortened race to be sailed; and
  - Finishing position will be as stated in the SI for the course.




### CAVALIER 28 DIVISION



A	START-BB-PP-LB-SM*-GI-FINISH
B	START-KP(P)-EC*-KP(P)-SM-FINISH
G	START-RB-KP(P)-SM-OB*-RB-N3-KP(P)-FINISH
Q	START-SM-KP(P)-EC-GI*-SM-GI-FINISH
O	START-N2(P)-OB-SM*-BB-PP-KP(P)-FINISH
Z	START-KP(P)-RB-SM-EC*-SM-FINISH

- During Race
  - At one of the rounding marks;
  - 'S' Flag displayed on Committee vessel; and
  - Two sound signals when first boat of the Division approaches.

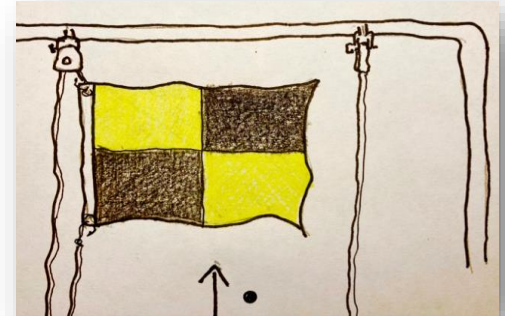




# FLAGS & SIGNALS

## Follow Me –'L' Flag

- Generally before the start of the race if alterations to be made
  - One sound signal when raised;
  - Come within hailing distance; or
  - Follow me.



# FINISHING

- Where the hell are they
  - As stated in the Sailing Instructions (SI) for the race;
    - Generally depends upon wind direction and positioned for an upwind finish;
    - Friday Twilights, always the same in Athol Bight regardless of wind direction; and
    - Some races have a particular location, e.g. Bob Brown Race

4. STARTING AND FINISHING LINES

COURSE	START LINE	FINISH LINE
A — N & NE Winds	West of Clark Island	Taylor Bay
B — W/NW <b>Heavy</b> Winds	West of Shark Island	SE of Kurraba Point
G — SE Winds	Shell Cove	West of Clark Island
Q — E Winds	West of Clark Island	West of Shark Island
O — S, SW, SSE Winds	Athol Bight	West of Clark Island
Z — W/NW <b>Light</b> Winds	West of Shark Island	SE of Kurraba Point

- When on station the Committee Boat will be displaying a blue flag



# FINISHING – RETIRING – SAIL NUMBERS

- The Committee Vessel will be at the starboard end of the line, except for finishes in Taylor Bay and Friday Twilight races;
- Don't sail through the finishing line unless you are finishing;
- The Committee Vessel may leave the finishing area, at the discretion of the Race Officer, and allocate time to boats not finished (GSI Cl 29);
- Boats retiring shall notify the Committee Vessel by hailing on VHF 73 or the Starter's mobile 0419 625 883 (GSI Cl 30);

## Sail Numbers

- RRS Appendix G, Clause G1.2, requires  
“...the letters and numbers identifying the boat shall be clearly legible when the sail is set.”





THAT'S ALL FOLKS

**WHY NOT VOLUNTEER TO BE PART OF THE START TEAM  
IT'S FUN.....HONEST!**

